



RUNNYMEDE
Community Safety
Partnership

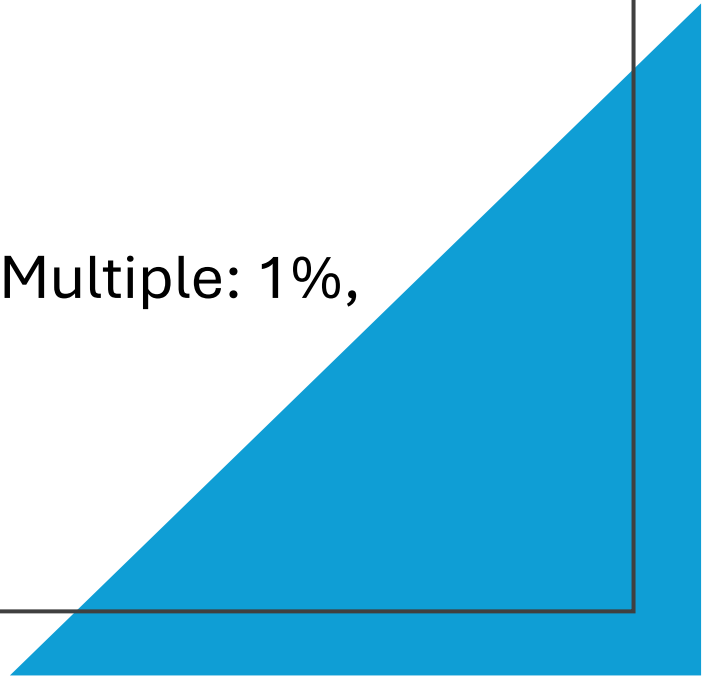
RCSP Survey Results

2025



Survey Respondents

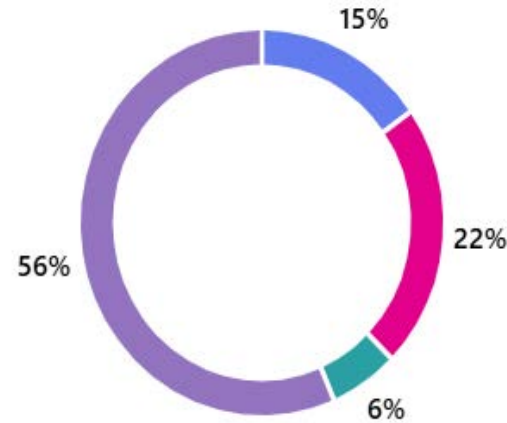
- 131 responses
- Gender - Male: 47%, Female: 48%, Other: 5%
- Age - 16 – 34: 8%, 35 – 54: 33%, 55 – 65+: 60%
- Ethnicity: White: 89%, Asian/Asian British: 2%, Mixed / Multiple: 1%,
Prefer not to say/other: 9%



Prevalence of Victims of Crime

Have you personally been a victim of crime?

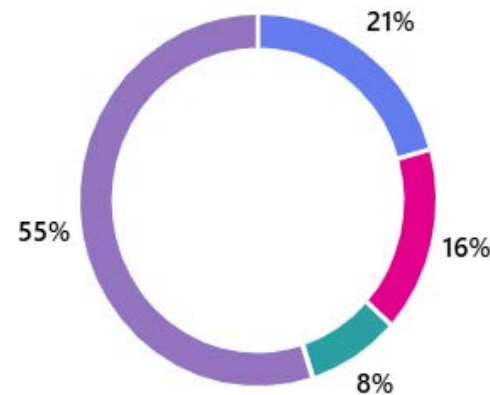
● Yes - in Runnymede within the last 12 months	20
● Yes - in Runnymede over 12 months ago	29
● Yes - outside the Borough of Runnymede	8
● No	74



- Over half of respondents have not personally been a victim of crime.

Has anyone in your family/friendship group been a victim of crime?

● Yes - in Runnymede within the last 12 months	27
● Yes - in Runnymede over 12 months ago	21
● Yes - outside the Borough of Runnymede	11
● No	72

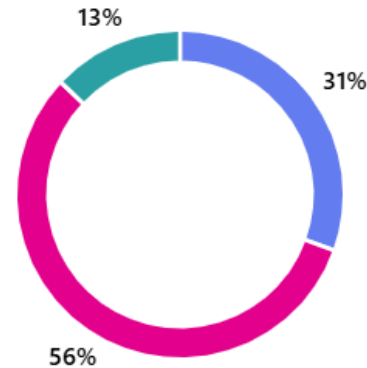


- Over half of respondents family / friends have not been a victim of crime.

Concern about crime

Overall, how concerned are you about crime in your local area?

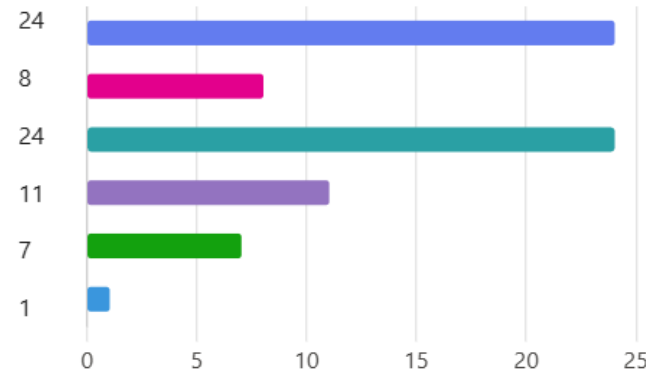
Very concerned	40
Somewhat concerned	74
Not concerned	17



- Respondents were more likely to be concerned about crime than not — only 13% reported having no concerns.

What makes you 'very concerned' about crime in your local area?

Personal experience	24
Police presence	8
Seen / heard crime is occurring in local area	24
Social media	11
The news	7
Other	1



- Among those who answered 'very concerned', this concern was driven by personal experience and individuals seeing or hearing crime occurring in local area.

Perception of Crime levels

In the last 12 months, do you feel crime levels across Runnymede have:

● Increased	71
● Stayed the same	60
● Decreased	0

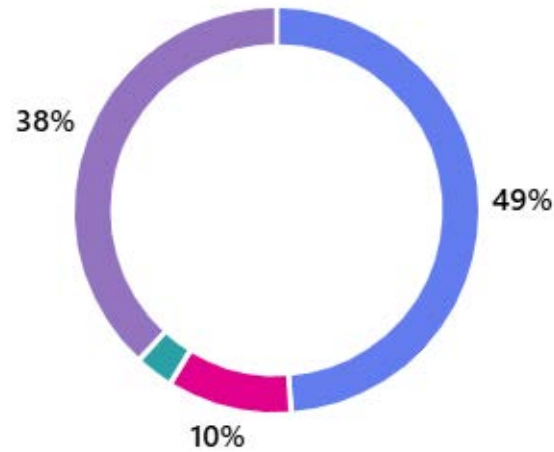


- There is a view that crime across Runnymede is increasing.

Experience of ASB

Have you personally been a victim of ASB?

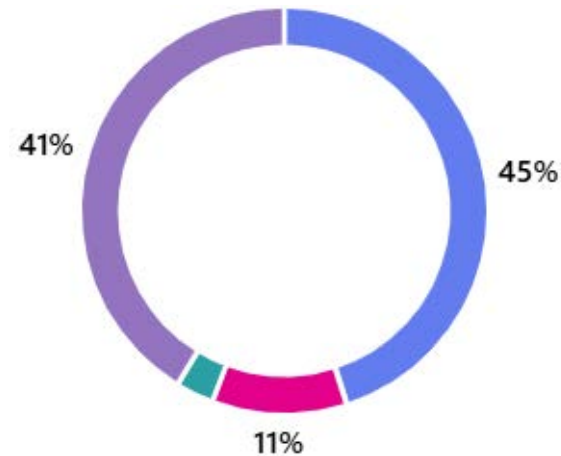
● Yes - in Runnymede within the last 12 months	64
● Yes - in Runnymede over 12 months ago	13
● Yes - outside the Borough of Runnymede	4
● No	50



- Nearly half of respondents reported being a victim of ASB in Runnymede within the past 12 months.

Has anyone in your family/friendship group been a victim of ASB?

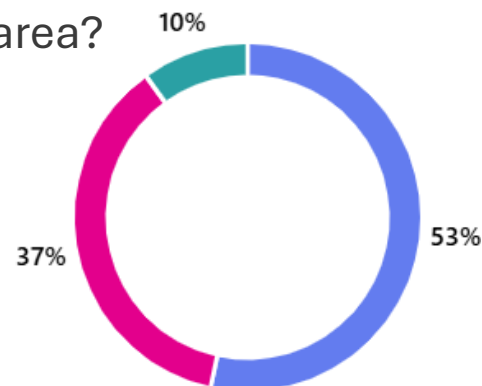
● Yes - in Runnymede within the last 12 months	59
● Yes - in Runnymede over 12 months ago	14
● Yes - outside the Borough of Runnymede	4
● No	54



Levels of concern about ASB

Overall, how concerned are you about ASB in your local area?

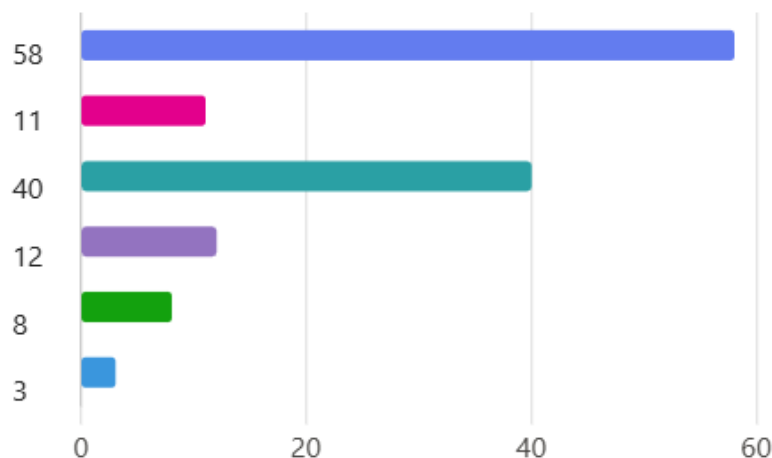
Very concerned	70
Somewhat concerned	48
Not concerned	13



- Over half of respondents were 'very concerned' about ASB in their local area.

What makes you 'very concerned' about ASB in your local area?

Personal experience	58
Police presence	11
Seen / heard crime is occurring in local area	40
Social media	12
The news	8
Other	3

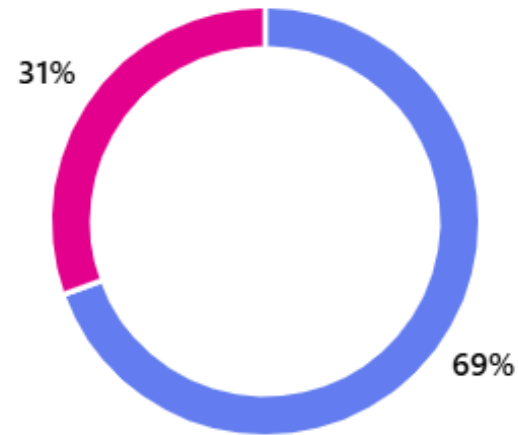


- Among those who answered 'very concerned', this concern was primarily driven by personal experience, followed by witnessing or hearing about antisocial behaviour (ASB)."

Perception of ASB levels

In the last 12 months, do you feel ASB levels across Runnymede have:

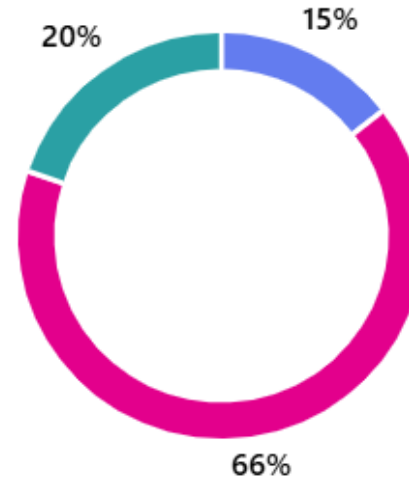
● Increased	91
● Stayed the same	40
● Decreased	0



- Most respondents believe ASB levels in Runnymede have increased over the last 12 months.
- No respondent thought ASB has decreased.

How safe do you feel in your local area?

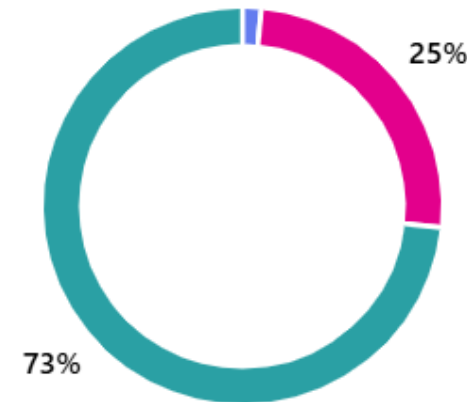
● Very safe	19
● Somewhat safe	86
● Not safe at all	26



- The majority of respondents feel 'somewhat safe' in their local area.
- Respondents were more likely to say they 'did not feel safe at all' than 'very safe'.

How confident are you that members across the Runnymede Community Safety Partnership are dealing with crime and ASB in Runnymede?

● Very confident	2
● Confident	33
● Not confident	96

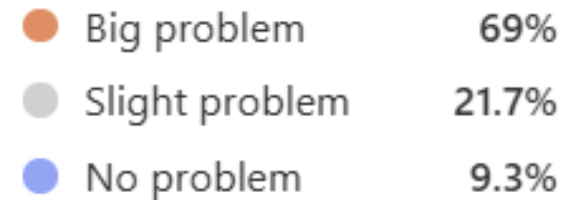


- There is a lack of confidence that the CSP are dealing with ASB in Runnymede.

Top Four Biggest Problems:

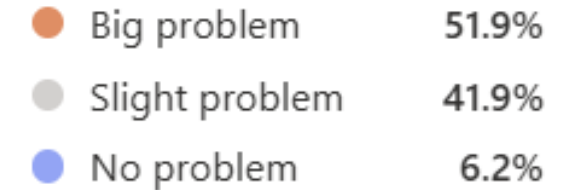
1) Antisocial parking

Antisocial parking



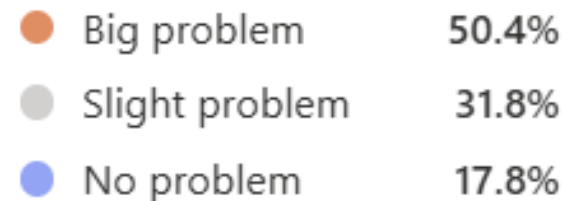
2) Littering

Littering



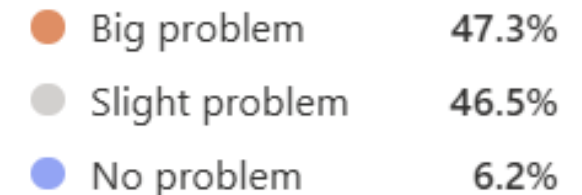
3) Nuisance behaviour

Nuisance Behaviour



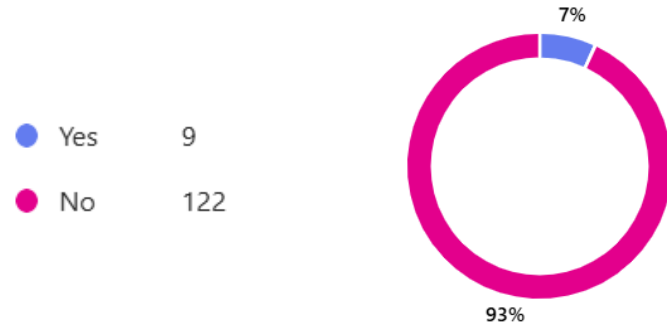
4) Fly tipping

Fly tipping

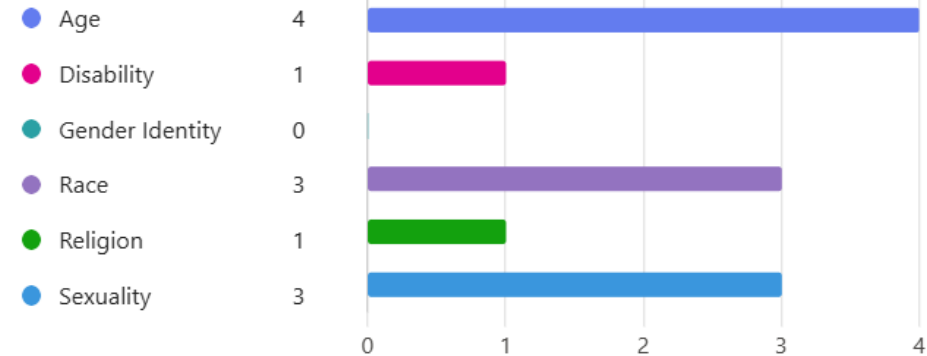


Hate Crime

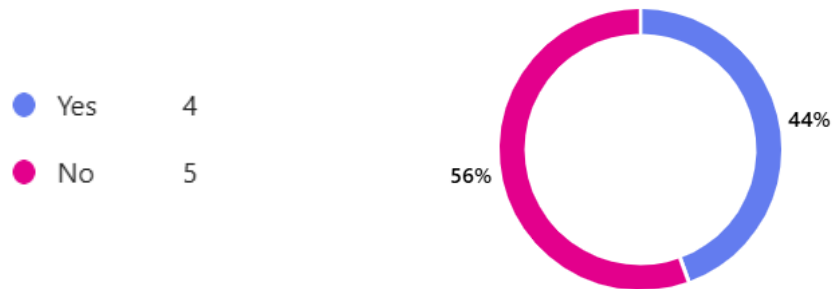
In the last 12 months, within the borough of Runnymede, have you been victim to a hate crime?



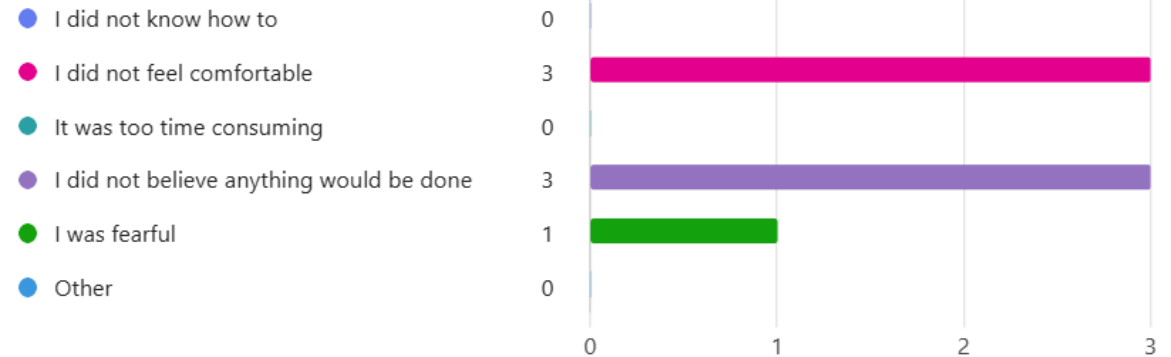
Please tick the characteristics related to the crime / incident (tick all that apply)



Did you report the hate crime or incident?



Why did you not report it?



Priority Areas

The top priorities were:

1. Antisocial Behaviour
2. Drug use / dealing
3. Road safety
4. Fly tipping

What issues should the Community Safety Partnership prioritise within Runnymede? (Maximum three)

